











Summary of changes to CNRFC Trend Plots

The CNRFC has made some visual changes to the format of the seasonal and water year trend plots on our website. The changes are summarized in the table below, and example graphics follow on the next page. In addition, a permalink feature was created, which allows the user to bookmark a link to the plots with their desired options turned on or off. When turning lines on/off in the plot by clicking in the legend, the URL in the browser address bar will update with the permalink to save.

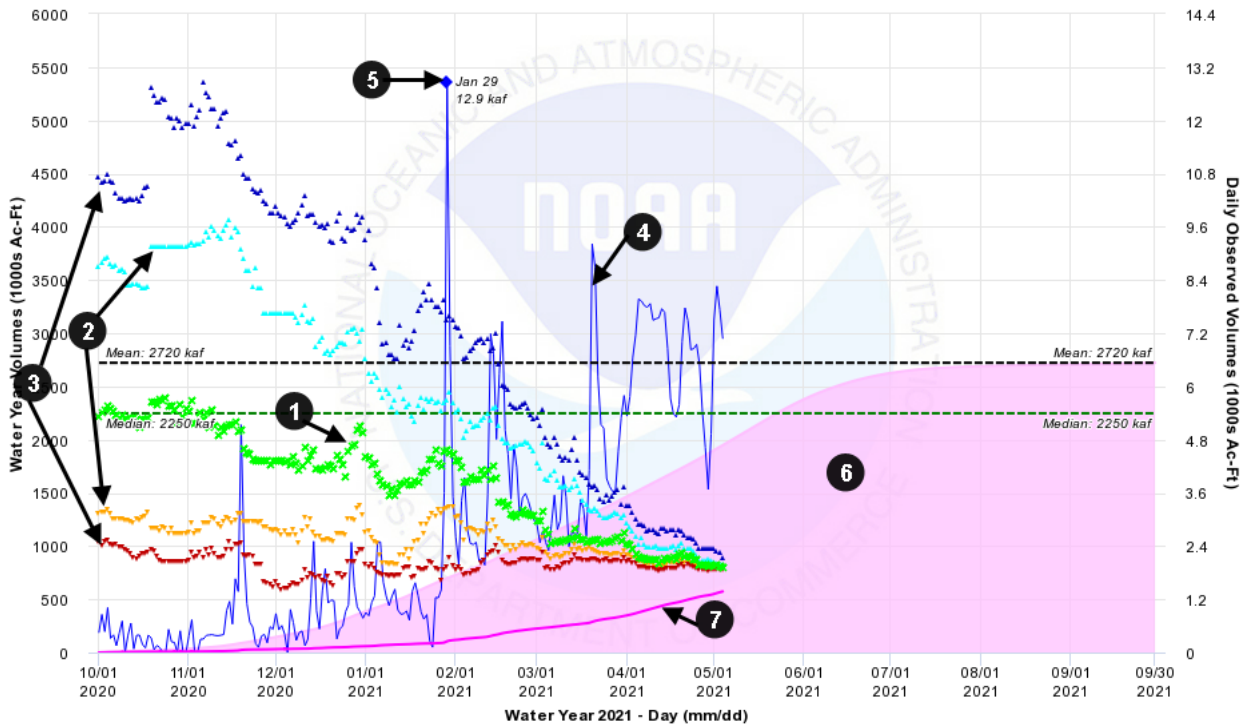
Table - Changed elements on the trend plots:

Label on example graphics	Chart Element	Old	New
1	50% Volume Forecast	Green "X" markers ✕	Dark blue line with circle for the current day's value 
2	25/75% Volume Forecast	Light blue/orange carets (hidden by default) ^ v	Blue shaded area with circle for the current day's value 
3	10/90% Volume Forecast	Blue/red carets ^ v	Gray shaded area with circle for the current day's value 
Not shown	Max/Min Volume Forecast (data begins 05/13/2021)	Not available	Yellow shaded area with circle for the current day's value (hidden by default) 
4	Daily Observations	Blue line 	Light gray line 
5	Daily Peak	Blue diamond ◆	Light gray diamond ◆
6	Accumulated Daily Mean	Pink shaded area 	Pink dashed line 
7	Accumulated Daily Observations	Pink solid line 	Pink solid line and shaded area 

OLD FORMAT

AMERICAN - FOLSOM RESERVOIR (FOLC1) 05/04/2021
 Median Forecast: 803 kaf | 29% of Mean | 36% of Median

Created: 05/04/2021 at 08:11 AM PDT



Observed to Date Percent of Mean: 29% (573 kaf) Water Year to Date Mean: 1950 kaf
 Historical Water Year Vol Max: 7480 kaf in 2017 Historical Water Year Vol Min: 349 kaf in 1977

This product only considers meteorological uncertainty and does not account for hydrologic uncertainty.

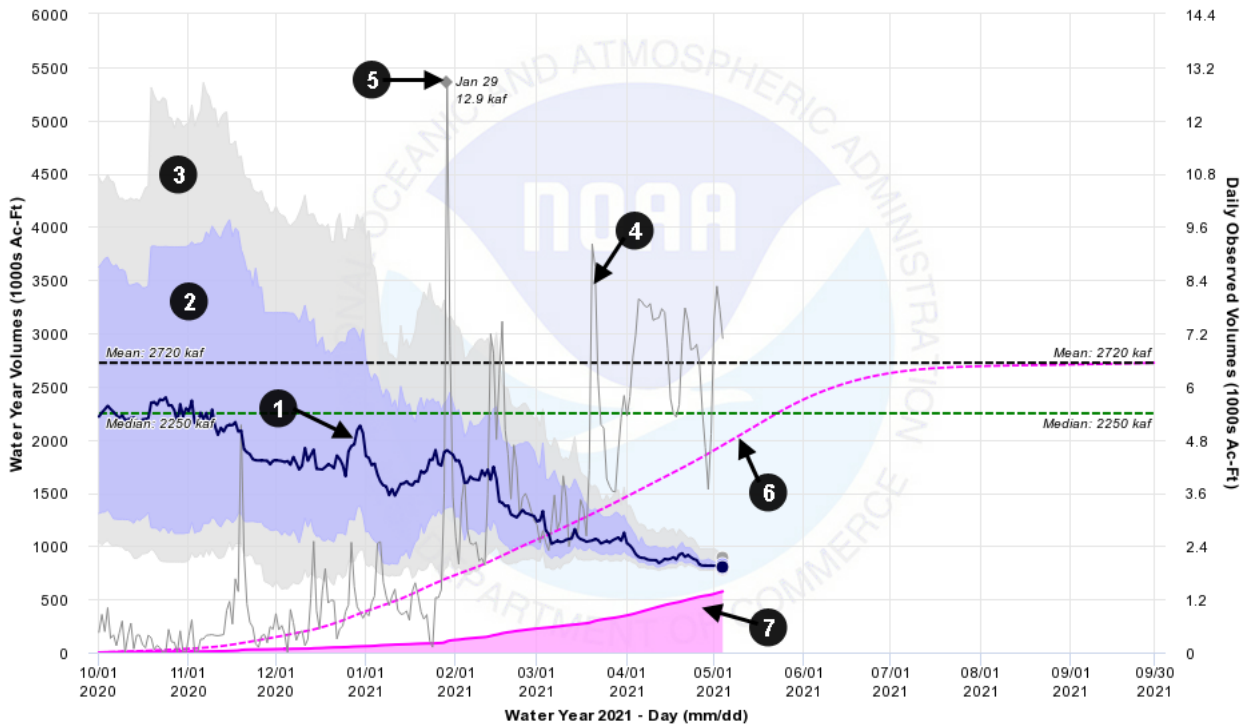
Legend entries below can be toggled on/off.

- WY Volume Mean
- WY Volume Median
- WY to Date Obs
- WY to Date Mean
- Daily Obs
- ◆ Obs Peak
- ▲ ESP WY Vol Fcst 10%
- ▲ ESP WY Vol Fcst 25%
- ▲ ESP WY Vol Fcst 50%
- ▲ ESP WY Vol Fcst 75%
- ▲ ESP WY Vol Fcst 90%

NEW FORMAT

AMERICAN - FOLSOM RESERVOIR (FOLC1) 05/04/2021
 Median Forecast: 803 kaf | 29% of Mean | 36% of Median

Created: 05/04/2021 at 02:38 PM PDT



Observed to Date Percent of Mean: 29% (573 kaf) Water Year to Date Mean: 1950 kaf
 Historical Water Year Vol Max: 7480 kaf in 2017 Historical Water Year Vol Min: 349 kaf in 1977

This product only considers meteorological uncertainty and does not account for hydrologic uncertainty.

Legend entries below can be toggled on/off.

- WY Volume Mean
- WY Volume Median
- WY to Date Obs
- WY to Date Mean
- Daily Obs
- ◆ Obs Peak
- ESP WY Vol Fcst 50%
- ESP WY Vol Fcst 25/75%
- ESP WY Vol Fcst 10/90%